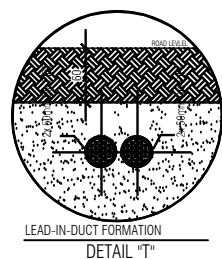


1 SITE SETTING LAYOUT PLAN
A-100 SCALE 1:150

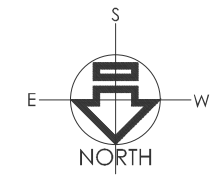


- NOTES:**
- 1- ALL 12U WILL BE IN DRY AREA IF NOT WE WILL PROVIDE DOUBLE WALL.
 - 2- OPTICAL SPLITTER COMPACT SIZE, RACK MOUNTABLE 19".
 - 3- MODULAR OPTICAL SPLITTER, 2X32.
 - 4- PATCH PANEL 24 PORTS WITH SC/APC ADAPTERS.
 - 5- PATCH PANEL FRONT PLATE COMPATIBLE FOR SC/APC ADAPTERS.
 - 6- ALL 12U WITH MICRO ODF
 - 7- ALL TERMINATION OF FIBER OPTIC CABLES WILL BE UNDER BUILDING CONTRACTOR SCOPE.

▼	RJ-45, CAT6
12U	12U(60X60X15cm FOR VILLA) WITH MICRO ODF
⊠	JUNCTION BOX 30X30X15 CM
▨	M.H 60X60X80cm
▼	LANDLINE

2x50mm DIA UPVC PIPES TO BE EXTENDED TO THE NEAREST DU S/BOX

- NOTES:**
1. ALL DIMENSIONS ARE IN METERS UNLESS OTHERWISE NOTED.
 2. THE CONTRACTOR WILL BE RESPONSIBLE FOR COORDINATING THE WORKS AMONG VARIOUS TRADES AS NECESSARY TO AVOID CONFLICTS AND TO INSURE THE INSTALLATION OF ALL WORKS WITHIN THE AVAILABLE SPACE.



REV.	DESCRIPTION OF CHANGE	DATE	DRAWN	APPROVED

PROJECT: G+1 VILLA
PLOT NO - JVT 01VIL025
AL BARSHA SOUTH FIFTH 684 , DUBAI


CLIENT: GUL MOHD AKHTAR MOHD

CONSULTANT: AN T ENGINEERING CONSULTANT

P O BOX 232606, DUBAI
TEL: (04) 2838490
TEL: (04) 2838490

DRAWING TITLE: PROPOSED G+1 VILLA
SITE SETTING LAYOUT
TELEPHONE LAYOUT

SHEET NUMBER: T-01



SCALE: 1:150

DESIGNED BY: IR **DRAWN BY:** MOHD **CHECKED BY:** IR

CERTIFIED BY: IR **APPROVED BY:** MOHD **DATE:** MARCH 2016