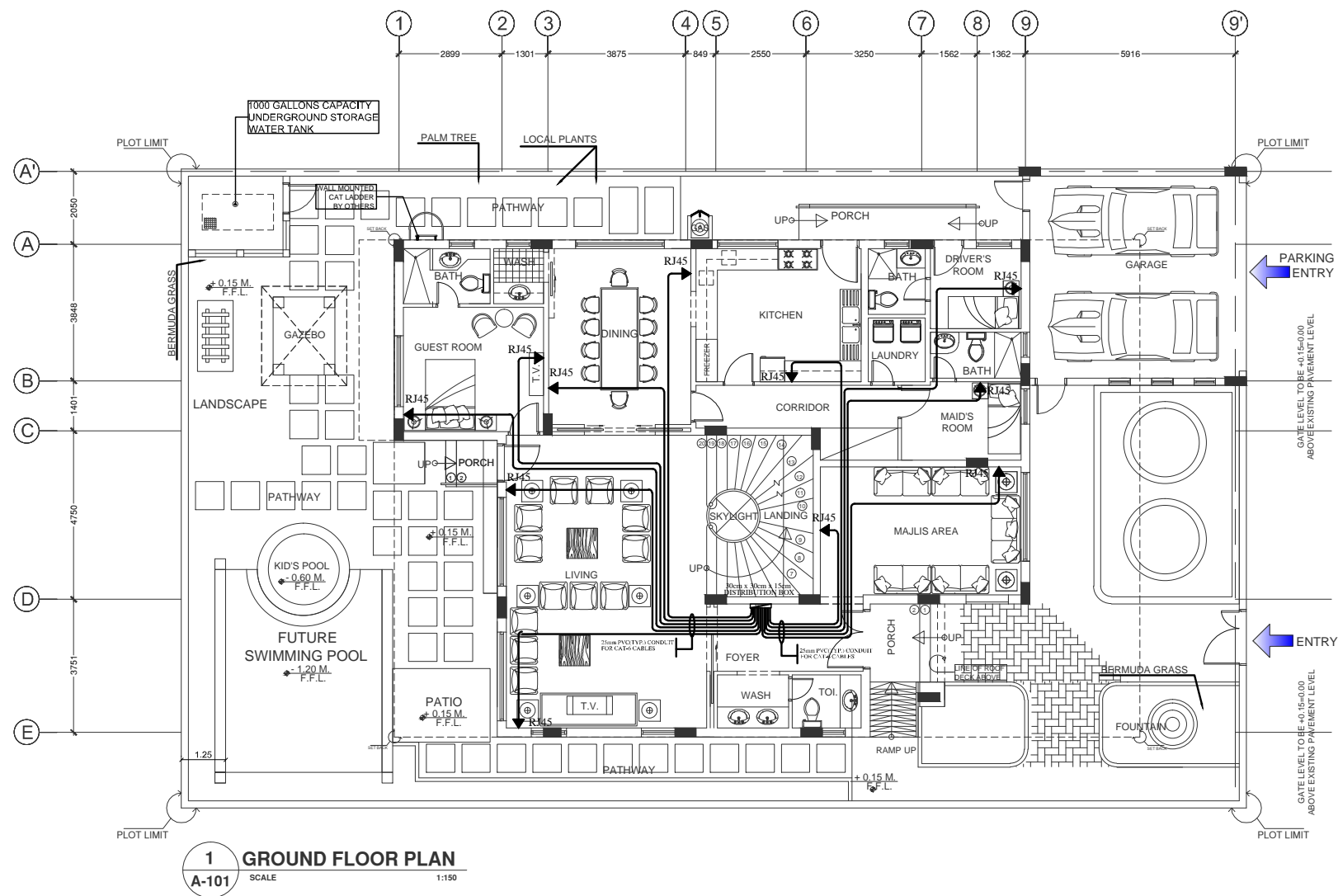
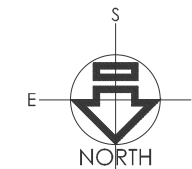


NOTES:

1. ALL DIMENSIONS ARE IN METERS UNLESS OTHERWISE NOTED.
2. THE CONTRACTOR WILL BE RESPONSIBLE FOR COORDINATING THE WORKS AMONG VARIOUS TRADES AS NECESSARY TO AVOID CONFLICTS AND TO INSURE THE INSTALLATION OF ALL WORKS WITHIN THE AVAILABLE SPACE.



REV.	DESCRIPTION OF CHANGE	DATE	DRAWN	APPROVED

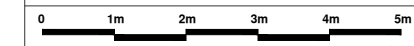
PROJECT: **G+1 VILLA**
 PLOT NO - JVT 01VIL025
 AL BARSHA SOUTH FIFTH 684 , DUBAI

CLIENT: **GUL MOHD AKHTAR MOHD**

CONSULTANT: **ANT ENGINEERING CONSULTANT**
 P O BOX 232606, DUBAI
 TEL: (04) 2838490
 TEL: (04) 2838490

DRAWING TITLE: **PROPOSED G+1 VILLA GROUND FLOOR PLAN TELEPHONE LAYOUT**

SHEET NUMBER: **T-02**



SCALE: **1:150**

DESIGNED BY: **IR** DRAWN BY: **MOHD** CHECKED BY: **IR**
 CERTIFIED BY: **IR** APPROVED BY: **IR** DATE: **MARCH 2016**

COPYRIGHTS RESERVED